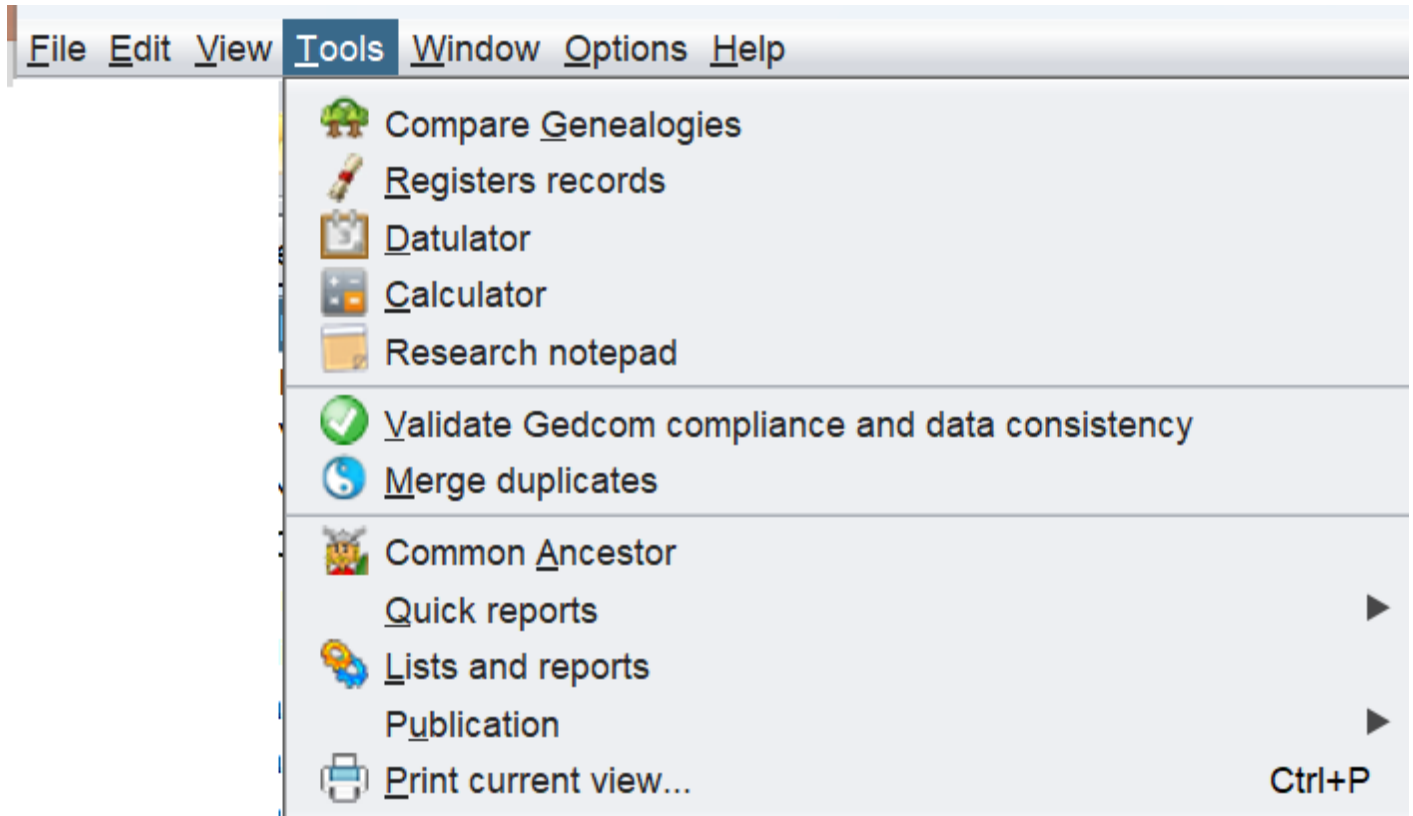


# Tools Menu

This menu regroups all the tools **to explore, manipulate and analyse genealogical data**.



Each of these actions is described below.

When the action has its own description page - it is bold - click on it to get all the details about it.

Certain menu actions only apply to the **selected genealogy** and will therefore only be available if one is open. Otherwise they will be greyed out. To enable them, open a genealogy.

## Compare Genealogies

Compares genealogies that you have or that are held by other users, to find common geographical areas, with similar cities and lastnames, and similar events.

# Registers Records

Lets you to enter certificates directly from registers, or use digitalized registers, to retrieve records (birth-marriage, death, other) and integrate them into your genealogy.

# Datulator

Helps you calculate dates from date intervals for the same or different calendars. Quite useful when you need to estimate dates to be searched from certificates already found.

# Calculator

Displays a simple calculator to avoid having to search for an external one.

# Research notepad

Create notes independently of a GEDCOM file.

---

# Validate Gedcom Compliance and data consistency

Detects non-compliance with the **Gedcom** standard and anomalies in the genealogy.

# Merge duplicates

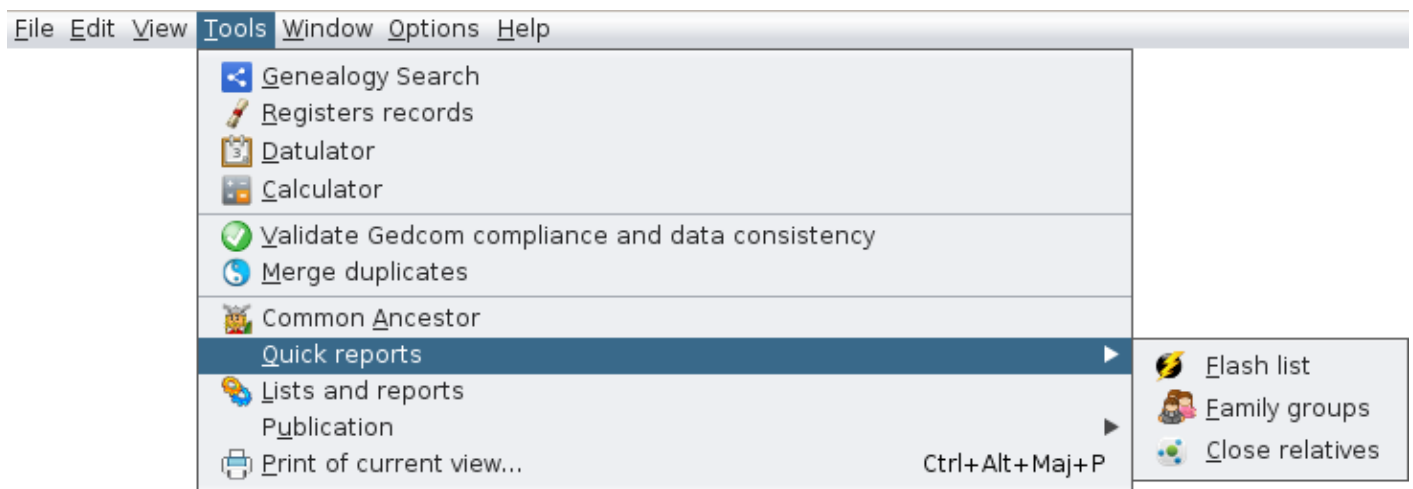
Identifies duplicate **entities** and merges them.

# Common ancestor

Identifies common ancestors between two individuals on your genealogy.

## Quick Reports

Runs a reports directly from the menu.




## Flash List

Runs the **Flash List** report of the selected individual.


## Family Groups

Runs the **Family groups** report. This report provides the groups of individuals that are related to one another via family links or association links.

A information summary is given for each resulting group.

The selection button  lets you select groups or subgroups, export them or display them. It is also possible to display generations of groups.

The export button  lets you export each group individually into a separate Gedcom file.

The mark button  lets you mark or unmark all groups with the user tag **\_FAMILY\_GROUP** and the name of the group.

# Close Relatives

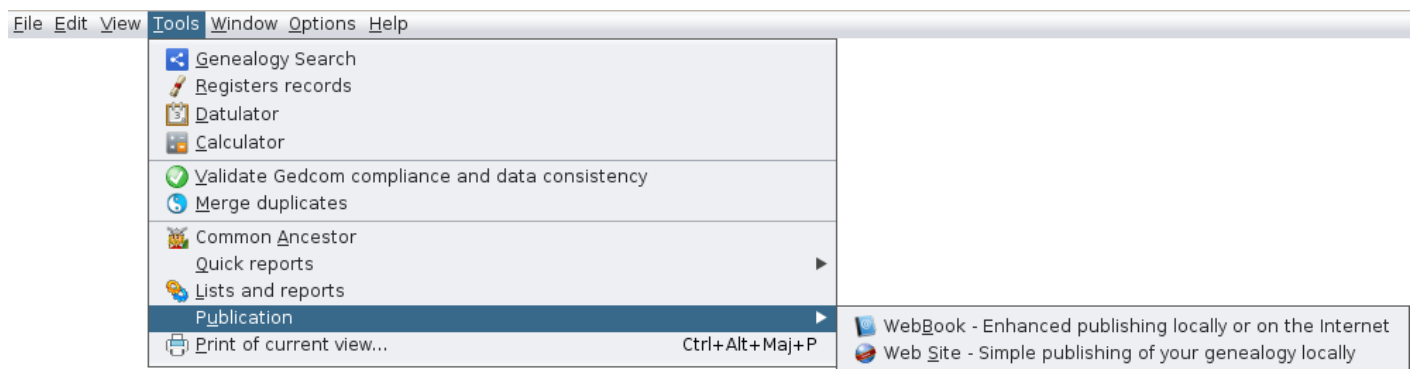
Runs the **Close Relatives** report.

## Lists and Reports

Provides the **Lists and Reports** of Ancestris, a large set of reports you can use on your genealogy, in addition to the ones described above.

## Publication

Publishes your genealogy on a file or on the Internet, in a web page format. Ancestris proposes two different possibilities.



## Web Book

Generates a genealogy under the form of multiple web pages, locally or on a remote server.

## Web Site

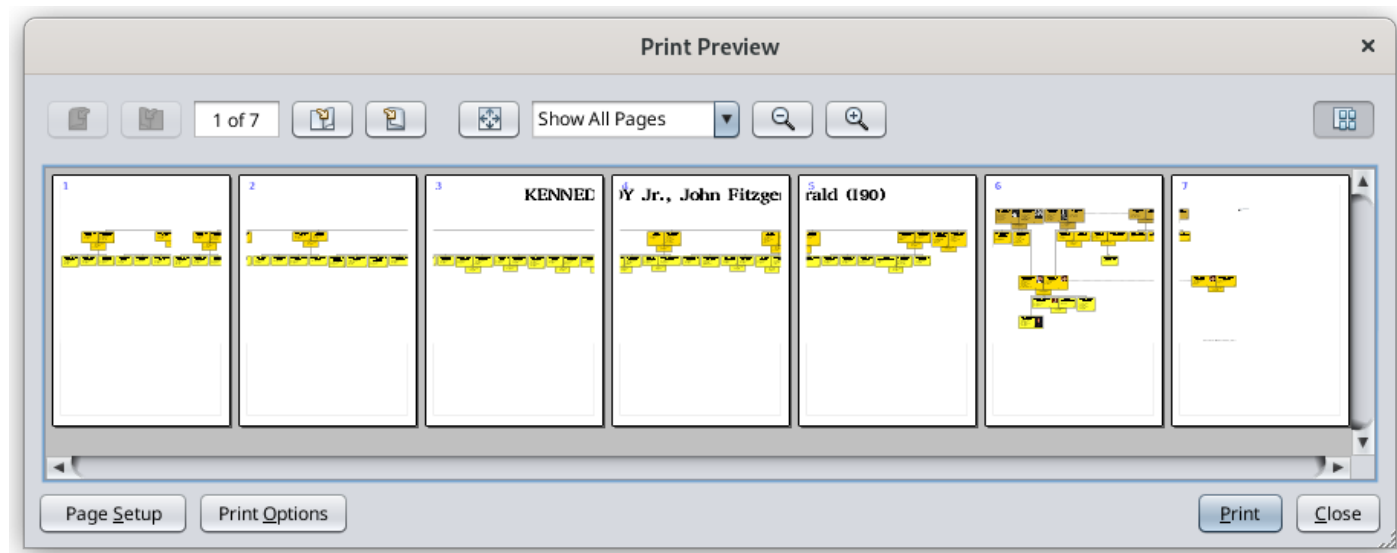
Generates simple web site pages.

## Print current view

Prints the selected view. A preview window will open.

Most views including the **Dynamic Tree view**, the Report Output windows and the Editors can be printed.

If the content to be printed is wider than a single page, **printing can be done in multi-pages**, that is to say that the image is cut out on several juxtaposable pages. This is very convenient when **printing the Dynamic Tree** or the **Ascendant and Descendant Multi-Generation Tree** in order to post it on a wall.



Revision #28

Created 24 May 2020 17:46:34 by frederic

Updated 7 March 2025 20:32:35 by zurga