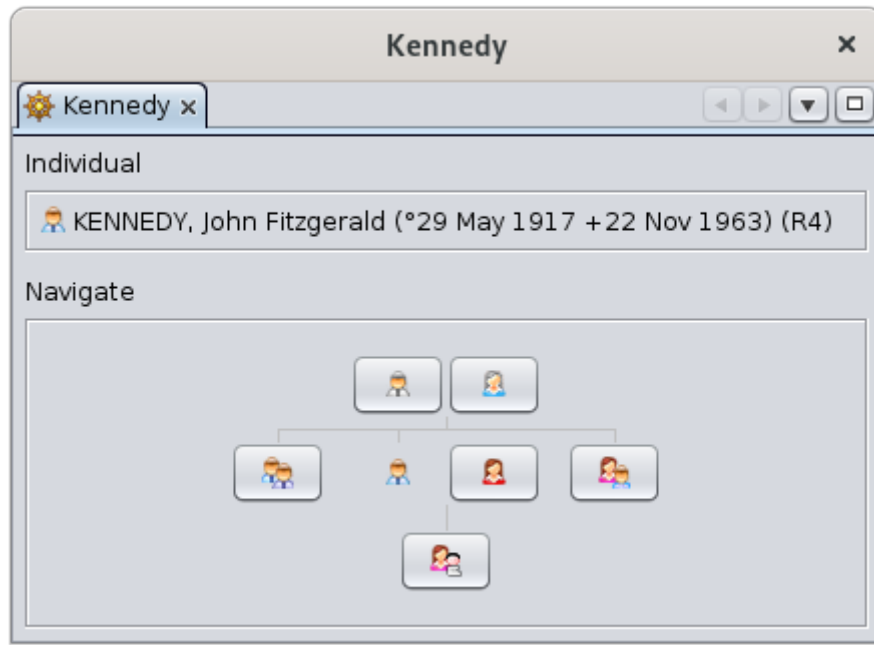


# Simple navigator

The **Simple navigator** allows you to navigate efficiently through the family nucleus of the **selected individual**.



## Description

This simple browser displays the last selected individual in the middle of his/her close relatives. It only displays individuals and not entities from other categories.

At the top, it displays the full name of the selected individual.

In the lower part, it schematically displays the family nucleus in the form of an action button displaying figurines.

The selected individual is the one that is not in the form of a button.

Above are his/her two parents.

On the left his/her big brothers and big sisters.

On the right, first his/her spouse and then his/her little brothers and sisters.

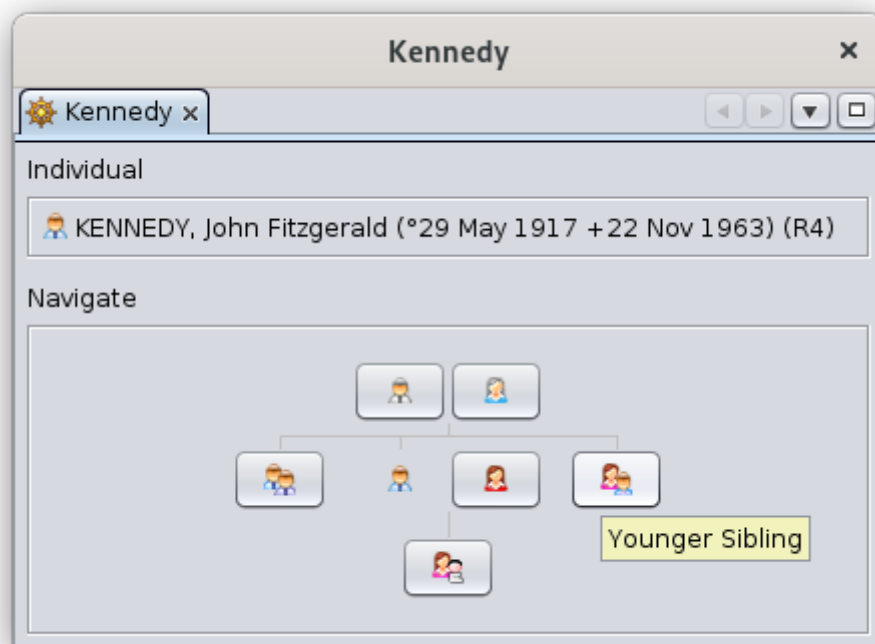
Below are his/her children.

A button is greyed out when the person it represents does not exist.

## Usage

### Hovering

Hovering over a figurine gives you its role in the family.



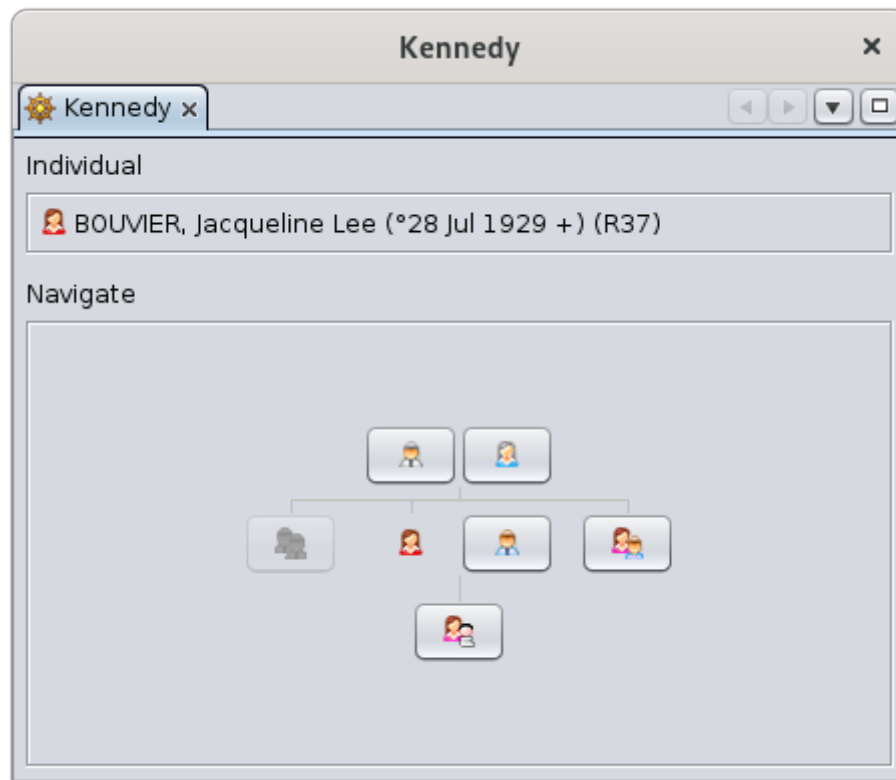
### Click

Clicking on a button selects the corresponding individual.

The selected individual then changes and finds himself in his turn in the middle of the family nucleus.

All other Ancestris windows will then update with the new selected individual to be displayed, provided they have not pinned the previous entity and the individual exists in the displayed selection.

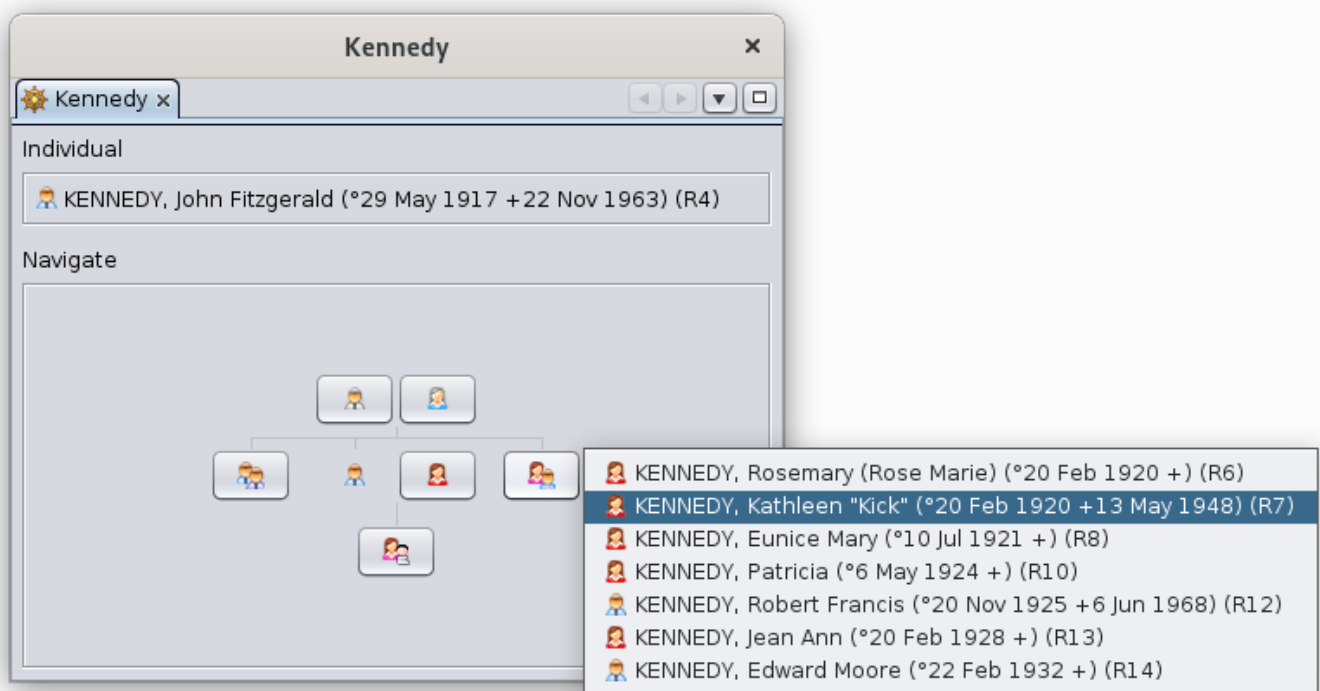
Here, after clicking on the spouse, this becomes the central individual.



## Long click

If one of these figurines has several people, a long click on the button lets you display the list of people and thus select the one you want.

Clicking outside the list will exit the list.



# Customization

This window does not have any customization possibilities.

---

Revision #1

Created 14 November 2021 14:35:15 by frederic

Updated 3 June 2023 14:56:42 by frederic